



®

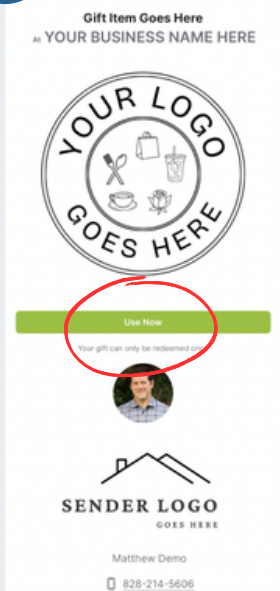
You're featured as the Local Gift!

Here are the details of the gift and how to redeem it.

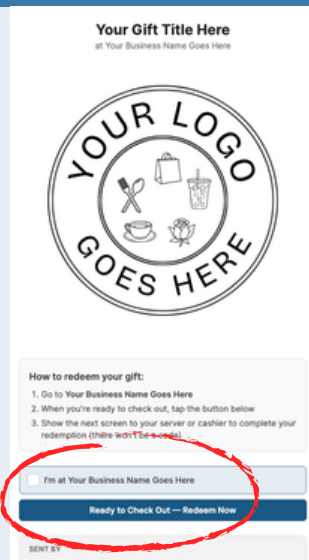


The gift is redeemed on the recipient's phone
Follow these easy steps to redeem a gift:

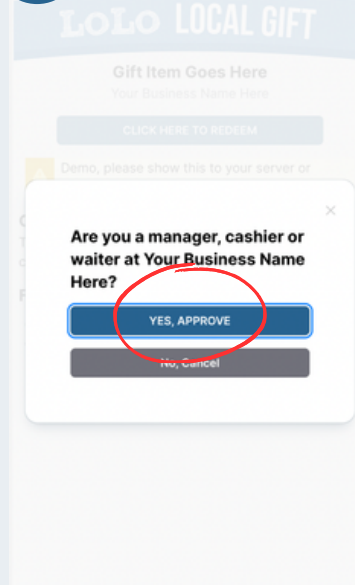
1 Tap "Use Now"



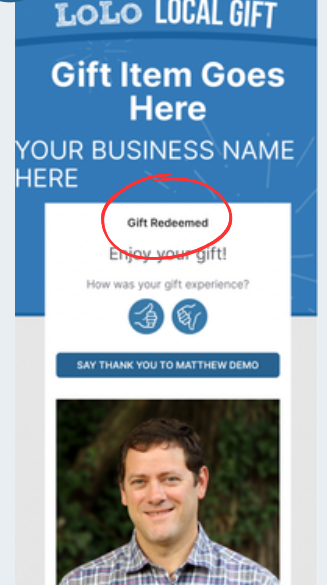
2 Check the Box then Tap "Ready to Check Out"



3 Tap "Yes, Approve"



4 Gift Is Redeemed



★ LoLo certificates do **NOT** use QR codes or redemption codes. Redeem by pressing the yes, approve button on their phone. No scanning or code entry is required.

★ If you have any difficulties or are unsure if a redemption was redeemed, **please honor the gift regardless**, email us at info@joinlolo.com, and we'll credit your account.

★ Every time you tap "Yes, Approve" LoLo logs a redemption on your account.

★ **Questions?** Email us: info@joinlolo.com or Call us: 828-214-5606